



Christmoss Tree

THE CHRISTMAS TREE WITH A FOCUS ON
SUSTAINABILITY.











CONTENT

2. ABOUT.
3. THE 360 TREE.
4. THE SINGLE SIDED TREE.
5. THE DOUBLE SIDED TREE.
6. THE BARE TREE.
7. MOSS OPTIONS.
8. BASE OPTIONS.
9. LIGHT OPTIONS.
10. ACCESSORIES.
11. FINISHES.
12. SIZES.
13. ENVIRONMENTAL STATISTICS.
14. IMAGES

WHY CHOOSE A Christmoss Tree



-  Handcrafted in the UK.
-  Made from biodegradable materials.
-  Conveniently flat packs for easy storage.
-  Designed to have a lifespan of up to 10 years.
-  Crafted from natural materials.
-  Each tree is 100% unique.



Flat moss, with sanded MDF, Circular base and base uplighters.



THE 360 TREE

Introducing the extraordinary four-dimensional tree that offers a captivating 360-degree view. This tree is truly a showstopper, boasting eight sides of beauty. It comes in various sizes, finishes, and specifications, allowing you to find the perfect fit for your space. The tree is conveniently removable from its base and features two hinged sides, enabling easy flat packing and storage once the festive period is over.



Painted MDF with flat moss, and surround LED lighting. Rectangle base.

THE SINGLE SIDED TREE

Introducing the *Ought2* Christmoss Tree, designed specifically for one-dimensional or compact areas. This unique tree is ideal for maximising limited space. You have the option to acquire it with a base or a wall-mounted bracket for easy wall hanging. Choose from an assortment of sizes, finishes, and accessories, ensuring a perfect fit for your preferences. If desired, personalised sizes and finishes can be accommodated upon

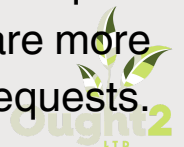


The Double sided in Reindeer moss paired with the 360.



THE DOUBLE SIDED TREE

Introducing the *Ought2* Christmoss Tree, specially designed for spaces where visibility from all sides is desired. The double-sided tree is perfect for tight areas where every angle matters. With a maximum width of 20cm, it is ideal for bustling spaces. Choose from a wide range of sizes, finishes, and accessories to customise your tree. Should you require personalised sizes and finishes, we are more than happy to accommodate your requests.





Cluster of 360 trees in different sizes & finishes & The Bare Tree.



THE BARE TREE

Introducing the Bare tree, an ideal complement to your Christmas aesthetic. With its 360-degree dimensional view, this tree can be paired with *Ought2* Christmoss trees or stand alone as a striking centrepiece. It is available in a range of sizes and finishes, providing a wonderful opportunity to incorporate a minimalist and natural Christmas statement into your space.



MOSS OPTIONS

We provide our trees with two options of moss: Flat moss and Reindeer moss.

Both moss types are preserved using natural products, offering an approximate lifespan of 10 years when properly cared for. In high-traffic areas, we recommend flat moss due to its superior durability. On the other hand, Reindeer moss adds a luxurious texture to the tree with its soft and sponge-like appearance.



Reindeer moss colour can be green or nude.



BASE OPTIONS

Select your preferred base design that complements your space. Whether your area is better suited for round or squared edges, we have options available to meet your needs. The tree effortlessly slots into the weighted base, enhancing both its aesthetics and stability. Customise your base further by choosing from a wide selection of finishes and accessories, allowing you to create a truly personalised tree.



The rectangle base can be layering up or down.

LIGHT OPTIONS

For those looking to elevate their tree, we offer an array of lighting design possibilities. You can opt for surround LED lighting or uplighters positioned at the base. The LED lights come in a wide range of colors, which can be conveniently controlled using a portable device. This allows you to effortlessly customise the ambiance and mood of your tree.



*Surround lighting only available in 6,7 & 8ft Single/double sided trees.
All other trees are only available in up lighting options.*



We offer a range of options to accessorise your tree, allowing you to personalise it to your liking.

Choose from a variety of additions such as dried fruit, felt baubles, and more. In addition, we can incorporate moss baulbumps throughout the design, adding an extra touch of natural charm to your tree.

ACCESSORIES



Sanded MDF

Painted MDF

Ash Veneer

We provide a variety of finishing options for your wooden frame, ensuring a customised and high-quality product. Our wood is sustainably harvested and meticulously crafted by hand to meet the highest standards. You can choose from sanded MDF, painted or stained MDF, or an Ash veneer finish based on your preferences. If desired, we also offer the option of adding a fire lacquer finish for added protection. Additionally, you have the opportunity to enhance the tree's aesthetic with a preserved bark trim along the edges. We are pleased to accommodate further finish requests, including options like birch ply, upon enquiry.

FINISHES



SIZES

	6ft	7ft	8ft	9ft	10ft
Single Sided Tree <i>Wall hung available in more sizes.</i>	✓	✓			
Double Sided Tree	✓	✓	✓		
The 360 Tree	✓	✓	✓	✓	✓
The Bare Tree	✓	✓	✓	✓	✓

Refer to the attached pricing spreadsheet for a comprehensive overview of available accessories and options for all trees. The spreadsheet includes details on Fire Lacquer, various accessories, the choice between Flat or Reindeer moss, different base shapes, and lighting options.

For personalised requirements, we also offer bespoke trees, and you can enquire further to discuss your specific needs..



THE NEGATIVES OF A TRADITIONAL REAL OR ARTIFICIAL TREE?



Negative Environmental Impact of Live Christmas Trees:

The roots of Christmas trees play a crucial role in carbon storage.

- The Earth's soil holds a staggering 2500 gigatons of carbon.
- This is three times more carbon than what exists in the atmosphere.
- Additionally, it is four times the amount stored in living plants.

Approximately 250 tonnes of real Christmas trees end up in landfills each year.

- This leads to the release of harmful greenhouse gases like carbon dioxide and methane.

Christmas tree farming practices have harmful effects on the surrounding ecosystem.

- Excessive water usage, along with the application of herbicides, pesticides, and fungicides, contributes to environmental imbalances.


On average, a live Christmas tree grows only 9-12 inches per year.

Considering these factors is crucial when making an environmentally sustainable choice for your Christmas celebration.

The negative impacts of a Artificial Christmas Tree.

- Artificial Christmas trees cannot be recycled and often end up in landfills.
- A two-meter artificial tree has an estimated carbon footprint of around 40kg, according to the carbon trust.
- Most artificial trees are manufactured in China or other foreign countries.
- Keeping an artificial tree for 5-10 years can result in a lower environmental impact compared to natural trees that are composted or burned annually.





The Single sided tree, wall hung.



The 360 trees in flat moss with dried fruit in sanded MDF.





sales@ought2.co.uk
www.ought2.co.uk



15 Coach Gap Lane, Nottinghamshire, NG13 9HP